

Q30





EXPRESS CREATE CHALLENGE

You see opportunity. If something doesn't exist, you create it. Introducing the first-ever Infiniti Q30. A category-redefining premium active crossover that pushes boldly past the conventional boundaries of design. But then, what else would you expect?

YOU. OUT IN FRONT. DEFINING A NEW STYLE.

The city is your stage. The Q30 puts you in the spotlight—with a stance that rises above the rest and with dramatic lines that are as expressive as you are.

ELEVATED STANCE The Q30 is sleek and sporty, with a seating position that gives you the height to stand out. The unique black lacquer trim around the wheels emphasise its unique stance. The ideal height provides a clearer view over traffic whilst making it easier to enter and exit the Infiniti Q30.

UNDENIABLY INFINITI The top arc of the grille mirrors the arc of the bottom to form Infiniti's signature double-arch grille. The crescent-shaped C-Pillar arcs forward from the rear window as if in perpetual motion. The Q30 displays Infiniti's DNA in every curve, front to rear.

19-INCH SPORT WHEELS Specially designed to integrate with the athletic lines of the Infiniti Q30. Lightweight to enhance performance, they are standard on the Q30 Sport and Sport Premium.

SIGNATURE LED LIGHTING Inspired by the human eye, the trademark Infiniti light shape can be seen from both the front and the side. It is echoed in the taillamps for a definitive character from every angle.



DYNAMIC LINES A rising and dipping shoulder line runs the entire length of the Q30. The deep, sharp curves on the doors are so dramatic, engineers had to develop a new type of 3D manufacturing process to produce them. The Q30 looks like nothing else on the streets.

THE NEW FEEL OF NONCONFORMITY

On every surface inside, you'll find high-quality softness from the same premium materials found on your favourite luxury goods.

SUEDE-LIKE SOFTNESS Dinamica - Developed in Italy by the high-fashion industry for use on surfaces you touch often—like the lining in purses and shoes—this non-solvent, recycled material imparts a suede-like feel to the front pillars and headliner. Standard on Q30 Sport and Sport Premium.

TESTED TOUCH We tested with hundreds of people around the world to find a texture that was most pleasing to the fingertip, then exclusively created Alcantara to match it. Wherever the feel is important and durability is critical, you'll find it. Standard on Q30 Sport.

NAPPA LEATHER This genuine leather is selected for its exceptional, clothing-quality softness. And we use it beyond the seating surfaces, such as the dash. Standard on Q30 Sport Premium.



THE NEW SHAPE OF INDIVIDUALITY

Shapes that flow naturally in beautiful asymmetry create an inviting interior that's fresh and unique. This is design with a new view.

FIRST IMPRESSIONS From the driver's seat, the intersecting curves of the interior are refreshingly dynamic, but our designers know that your first view happens before you ever sit down. So they designed it to be breathtaking the moment you open the door, from the side view, as well as head on.

DESIGNED IN MOTION When you're in the Q30, you're driving—and that's why our design director had his team push him around in the courtyard while he sat in a mockup of the interior. The movement of light had to be perfect on every surface.

Overseas model shown

IN TOUCH WITH YOUR WORLD

Infiniti InTouch™ makes your world flow. Your life is always moving, and Infiniti InTouch™ seamlessly brings your world into your car. Stay ahead and in contact with your voice, text, email, calendar, navigation and music.

A PREMIUM CONNECTION Every time you get into your Q30, connect with technology that responds like the technology you hold in your hand. After you connect your smartphone, Infiniti InTouch™ brings your world into your car, allowing you to read email or text, listen to your playlist, navigate unfamiliar streets or call your friends.

MORE OF YOUR WORLD Personalise your Q30 to keep you moving ahead instead of catching up. Sync to a selection of apps from your smartphone to your car, allowing you to access your email, calendar, and search capabilities.

ADJUSTS TO YOU Infiniti InTouch™ delivers an intuitive experience right from your driver's seat in the manner that best suits you. Once your smartphone is connected, you can interact with the state-of-the-art system however you find easiest—through the 7-inch colour touchscreen, Infiniti Controller or voice command.



PLUG-IN CONVENIENCE Two USB ports give you twice the opportunities. Get instant access to your music library. Charge your smartphone. Listen to tunes on a USB stick or drive. The 10-speaker Bose® audio system will transform your Q30 into a mobile sound studio - optional on Q30 Sport and standard on Q30 Sport Premium.

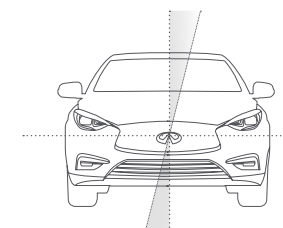
BLUETOOTH® STREAMING AUDIO Turn your Bluetooth®-enabled smartphone into a source of music, and listen to your top playlists over the Q30's audio system.

HANDS-FREE VERSATILITY With the Infiniti Bluetooth® Hands-free Phone System, you can make and receive wireless calls using voice recognition. No fumbling. No need for a headset. Just press a button on the steering wheel.

Overseas model shown

QUICK RESPONSES FOR THE URBAN STREETS

Obstacles and opportunities come up fast in the city. The Q30 empowers you to respond with finely tuned handling that's as agile as it is smooth.



STABLE CORNERING

SHARPNESS WITH SMOOTHNESS Sporty yet forgiving, you can feel the attention paid to tuning the Q30 shock absorbers. They hold the Q30 tight and stable as you take turns whilst softening rough pavement and cobblestone, for a rare balance of responsive handling with a smooth ride. Engineers even reduced suspension noise so it sounds smooth.

FINE-TUNED STEERING The Q30 was made to thrive in the fast-paced thrust and parry of urban driving. A little turn of the wheel results in a big response with little effort, so it's always easy.

SPORT SUSPENSION In the Infiniti Q30 Sport and Sport Premium, reflexes are sharpened and the look is more aggressive, thanks to a lower and firmer suspension. It is paired with larger brakes and cross drilled front discs that stay cooler for better stopping performance.

SEAT DESIGN You connect to your Q30 through the steering wheel and your seat. The driver seat's design is based on zero gravity research to provide maximum spinal support and reduce the pressure on muscles, so it supports you where you need it whilst also reducing fatigue on long drives.

EVERY SENSE IS HEIGHTENED AND QUICKENED

From the feel of acceleration to the song of the engine, we've amplified the experience of power and sound motion in the Q30.



A CONTINUOUS RUSH Acceleration Swell is our vision of power. By precisely tuning the engine to unleash torque over a broader rev range, the force you feel seems to increase the faster you go, making swell feel like a limitless rush.

SHARP SHIFTING Paddle shifters on the steering wheel give you fingertip control over gear selection. The speedy shifting of the Dual Clutch Transmission feels even faster when you never take your hands from the wheel to change gears.

7 SPEED DUAL CLUTCH TRANSMISSION Shift delays are now an artefact of history. With one clutch for even gears and another for odd, the next gear is already pre-selected. The result is smooth gear changes you'll interpret as pure, clean power.

DRIVE MODE SELECTOR Adjust your driving experience to fit the moment. Whether you want efficiency, smoothness or sportiness, select Manual, ECO or Sport mode to fine-tune your performance to your needs.

PETROL

1.6
TURBO

2.0
TURBO

DIESEL

2.2
TURBO



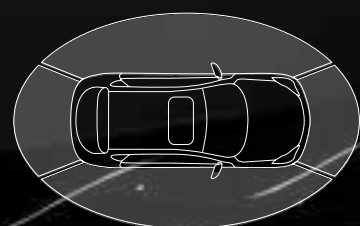
EASY TO PARK FROM ANY ANGLE

The Q30 offers engineering that intuitively extends your ability to manoeuvre in and around tight spaces.

SEE EVERY SIDE Gain a new perspective on what's around you. With the Around View® Monitor with Moving Object Detection and Front and Rear Parking Sensor System, four cameras and one virtual 360° view from above make it easy to see and manoeuvre in even the tightest spaces. Standard on Q30 Sport Premium.

MOVING OBJECT DETECTION The four cameras not only give you an unprecedented view, they keep watch as well. An audible alert is given when a stationary or moving object is detected behind you or close by, and the appropriate camera is highlighted to show you which side. Standard on Q30 Sport Premium.

INTELLIGENT PARK ASSIST Using a combination of 12 sensors, this system will determine if the parking area is large enough. Simply press a button to confirm, and operate the accelerator and brake pedals. The Q30 will park itself safely—in parallel or reverse parking spots. Standard on Q30 Sport Premium.



12
SENSORS

360°
VIEW

4
CAMERAS

MASTER THE WAY YOU MOVE THROUGH TRAFFIC

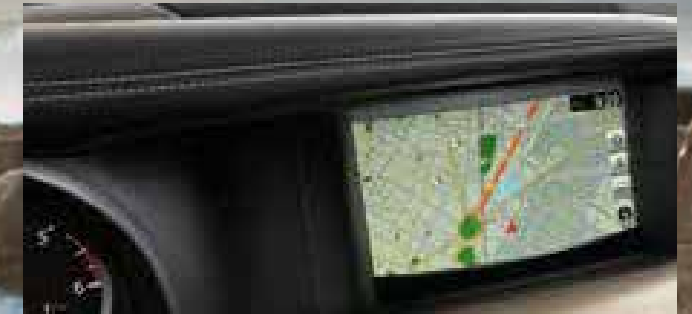
Whether the roads are clear, chaotic or constantly changing, intelligent technologies help guide you through the action.

SEE THE SIGNS The Traffic Sign Recognition uses a camera to watch for posted speed limits and give you a reminder in the instrument panel. When you're aware, you're in command. Standard on Q30 Sport and Sport Premium.

MAINTAIN YOUR LANE The Lane Departure Warning monitors lane markings and will warn you visually, audibly and physically—as a vibration through the steering wheel—so you can correct your line before you leave your lane. Standard on Q30 Sport and Sport Premium.

MANAGE YOUR PACE In the Q30 Sport Premium, set your desired speed and distance, and Intelligent Cruise Control (Full-Speed Range) will automatically adjust your speed in slowing traffic, all the way to a complete stop. Once the way clears, Intelligent Cruise Control will bring you back up to your preset speed.

KNOW YOUR WAY Find your way through busy streets and unfamiliar territory. Infiniti InTouch™ with Navigation lets you choose a view that's most intuitive to you—a 2D overhead view or a 3D Birdview perspective. You can even search for a destination without knowing the specific name or category, then save it to start your journey. Standard on the Q30 range.



Overseas model shown



PREPARED FOR

RECOGNISING DANGER Forward Collision Warning looks ahead for the vehicle in front. If you're closing in too quickly, the system will warn you visually and audibly. Standard on the Q30 range.

ASSISTED BRAKING Forward Emergency Braking adds another dimension of security. It detects vehicles in the lane ahead of you. If you need to brake, it will push up the accelerator pedal and apply the brakes to help minimise or even prevent a collision. Standard on the Q30 range.

HELPING STAY IN CONTROL Vehicle Dynamic Control (VDC) compares actual vehicle cornering to the driver's input. If the system senses oversteer or understeer, VDC adjusts engine power and applies appropriate braking to individual wheels to help correct the problem and keep the Q30 on the intended path.

BETTER DIRECTIONAL STABILITY WHILST STOPPING Electronic Brake force Distribution adjusts the amount of pressure applied to the front and rear wheels to improve braking performance and reduce front-end dive.

SENSES WHERE YOU CAN'T SEE The Blind Spot Warning System uses sensors to help alert you to a vehicle detected entering the blind spot area in an adjacent lane and helps you avoid it. First, the warning light illuminates. Then, if you begin moving toward the occupied lane, a warning sounds. Standard on Q30 Sport Premium.

PREPARED FOR

ENHANCED PROTECTION Includes front air bags, front seat-mounted side-impact air bags and roof-mounted curtain side-impact air bags. Knee air bags for the driver help provide an additional measure of safety in a front or rear collision.

STRONGER AND LIGHTER High- and ultra high-strength steel is used in critical areas, such as the roof pillars, floor and roof crossmembers, door beams and various reinforcements to enhance your safety in case of a collision.

REDUCING FORCE In the event of a collision, advanced front and rear crumple zones deform gradually to help absorb the energy of the impact before it reaches the passenger cabin.

WHAT YOU CAN'T SEE



WHAT YOU CAN'T AVOID

MAKE IT YOURS

EXTERIOR COLOURS



Please see colour and trim matrix to view colour applicability per vehicle.
*Metallic paint is optional at a cost

ALLOY WHEELS



18" LIGHT ALLOY WHEELS WITH 5 DOUBLE-SPOKES,
235/50R18 TYRES
STANDARD ON Q30 GT



19" LIGHT ALLOY WHEELS WITH 5 DOUBLE-SPOKES,
235/45R19 RUN FLAT TYRES
STANDARD ON Q30 SPORT AND SPORT PREMIUM

INTERIOR COLOURS AND MATERIALS



Q30 GT Q30 SPORT Q30 SPORT PREMIUM

INTERIOR TRIMS



BLACK LACQUER

DISCLAIMERS

The vehicle images used in this brochure are for illustration purposes only and may be overseas models. While they are closely representative of the models available in the Australian range, minor variations may occur. Infiniti Cars Australia has used its best endeavours to ensure that all images, information and specifications contained in this brochure were correct at the time of printing. The colours shown may vary from actual colours. However, Infiniti Cars Australia reserves its rights, to the full extent permitted by law, at its discretion at any time and without prior notice, to discontinue or change the models, features, specifications, designs and prices of the products referred to in this brochure (including any optional equipment) without incurring liability whatsoever to any purchaser or prospective purchaser of any such products. Some items in this brochure are optional at extra cost. Some options may be required in combination with other options. Infiniti has taken care to ensure that the colour swatches presented here are the closest possible representations of actual vehicle colours. Swatches may vary slightly due to the printing process and whether viewed in daylight, fluorescent or incandescent light. Please see the actual colours at your local Infiniti Centre. Always consult your Infiniti Retail Centre for the latest information on models, specifications, features, prices, options and availability. Nissan Motor Co. (Australia) Pty. Ltd. t/a Infiniti Cars Australia ACN 004 663 156. Printed August 2016.

FEATURES

	GT 1.6t	Sport 2.0t	Sport 2.2d	Sport Premium 2.0t	Sport Premium 2.2d
ENGINE					
1.6-liter DOHC 16-valve turbocharged 4-cylinder petrol – 115kW @ 5,300 rpm / 250Nm @ 1,250-4,000 rpm	■	–	–	–	–
2.0-liter DOHC 16-valve turbocharged 4-cylinder petrol – 155kW @ 5,500 rpm / 350Nm @ 1,200-4,000 rpm	–	■	–	■	–
2.2-liter DOHC 16-valve turbocharged 4-cylinder diesel – 125kW @ 3,400-4,000 rpm / 350Nm @ 1,400-3,400 rpm	–	–	■	–	■
ECO stop/start system	■	■	■	■	■
DRIVETRAIN					
Front-wheel drive	■	■	■	■	■
7-speed Dual Clutch Transmission (DCT)	■	■	■	■	■
Hill Start Assist	■	■	■	■	■
SUSPENSION AND STEERING					
Independent strut front suspension	■	■	■	■	■
Independent multi-link rear suspension	■	■	■	■	■
Stabiliser bars	■	■	■	■	■
Comfort-tuned suspension	■	–	–	–	–
Sport-tuned suspension	–	■	■	■	■
Electric power steering	■	■	■	■	■
BRAKES					
Power-assisted brakes	■	■	■	■	■
Cross-drilled front rotors - 320mm	–	■	■	■	■
Anti-lock Braking System (ABS)	■	■	■	■	■
Brake Assist	■	■	■	■	■
Electronic parking brake	■	■	■	■	■
WHEELS AND TYRES					
5 twin-spoke aluminium alloy wheels 18-inch x 7.0 235/50R/18	■	–	–	–	–
5 twin-spoke Gun metal grey aluminium alloy wheels 19-inch x 8.0 235/45R/19	–	■	■	■	■
Tyre repair kit	■	–	–	–	–
EXTERIOR FEATURES					
Advanced aerodynamic body	■	■	■	■	■
Heated exterior mirrors with power operation, power folding, integrated indicators, driver’s side auto dimming mirror and puddle lamps – driver and passenger side	■	■	■	■	■
Driver and passenger side exterior mirror memory	–	–	–	■	■
Rear window with wiper and washer & defroster with timer	■	■	■	■	■
Energy-absorbing bumpers	■	■	■	■	■
Fixed glass roof with electric sunshade	–	–	–	■	■
Roof-mounted rear spoiler	■	■	■	■	■
Exterior trim					
– Chrome grille trim with black gloss insert					
– Body-colour bumpers					
– Satin chrome side window trim	■	■	■	■	■
– Body-colour door handles with chrome plated accents					
– Black gloss wheel arch trim					
Exterior trim					
– Black gloss fog light finishers					
– Body colour mirror housings					
– Black gloss colour side sill extensions	■	–	–	–	–
– Dual exhaust pipes in satin chrome					
– Satin chrome front bumper lip					
Exterior trim					
– Sport grille					
– Sport front and rear bumpers					
– Black gloss mirror housings					
– Body colour side sill extensions					
– Dual exhaust pipes in dark chrome					
VISIBILITY					
Halogen headlights with manual leviliser and LED signature Daytime Running Lights	■	–	–	–	–
LED headlights with automatic leviliser and LED signature Daytime Running Lights	–	■	■	■	■
Adaptive Front lighting System (AFS) with cornering light function and integrated LED indicators	–	■	■	■	■
Follow me home lighting	■	■	■	■	■
Crack-resistant polycarbonate headlight covers	■	■	■	■	■
Automatic headlight activation	■	■	■	■	■
High beam assist (auto high/low beam)	–	■	■	■	■

- Standard (no additional cost)
- Optional (at a cost)
- Not available

FEATURES

	GT 1.6t	Sport 2.0t	Sport 2.2d	Sport Premium 2.0t	Sport Premium 2.2d
VISIBILITY (CONTINUED)					
LED lights					
– Daytime running lights					
– Fog lights					
– Taillights					
– Brake lights					
– Outside mirror turn signals					
– Centre high-mounted stoplight (CHMSL)					
Heated headlamp washer	–	–	–	■	■
INTERIOR APPOINTMENTS					
Premium cloth facing upholstery with leatherette dashboard finisher, door armrest and centre armrest	■	–	–	–	–
Alcantara/leatherette facing upholstery with white leatherette inserts and Alcantara dashboard finisher, door armrest and centre armrest	–	■	■	–	–
Nappa Leather facing upholstery with white leatherette inserts, Nappa leather dashboard finisher and door armrest	–	–	–	■	■
Tricot headliner in light grey	■	–	–	–	–
Dinamica headliner in graphite	–	■	■	■	■
Interior trim					
– Leather-wrapped and aluminium-alloy gear knob					
– Premium stitched meter hood					
– Black lacquer trim					
– Fully-carpeted cabin floor					
– Front and rear carpeted floor mats with Q30 lettering					
Sports pedals in aluminium-alloy with rubber studs	–	■	■	■	■
INTERIOR FEATURES					
Comfort seats with adjustable head restraints	■	–	–	–	–
Sport seats with fixed head restraints	–	■	■	■	■
Driver and passenger side seat memory - three memory settings	–	–	–	■	■
Front seats					
– 6-way manually adjustable front seats	■	■	■	–	–
– 4-way drivers seat power lumbar support					
Front seats					
– 8-way power adjustable front seats	–	–	–	■	■
– 4-way driver and passenger seats power lumbar support					
Driver and passenger side seat memory - three memory settings	–	–	–	■	■
Heated front seats	–	■	■	■	■
60/40 split-folding rear seats	■	■	■	■	■
Fold-down rear centre armrest with cup holders	–	–	–	■	■
Auto dimming rear view mirror	■	■	■	■	■
Aluminium kicking plates - front	–	–	–	■	■
Multifunction round shaped steering wheel in Nappa leather with gearshift paddles	■	–	–	–	–
Multifunction D shaped sports steering wheel in Nappa leather with gearshift paddles	–	■	■	■	■
Manually adjustable steering column - tilt and telescopic	■	■	■	■	■
Directional indicators with one-touch convenience function	■	■	■	■	■
Manual single-zone climate control with under seat rear circulation vents	■	■	■	–	–
Automatic dual-zone climate control with rear passenger vents and digital display	–	–	–	■	■
Side window demisters	■	■	■	■	■
Full colour vehicle information display – (digital speedometer, compass, fuel consumption and outside temperature display)	■	■	■	■	■
12-volt power sockets (3) – front, rear and rear trunk	■	■	■	■	■
Ambient lighting- front cup holders, foot wells, door handles & sport seats headrests	–	–	–	■	■
Passenger foot well net	■	■	■	■	■
COMFORT AND CONVENIENCE					
Front driver & passenger reading lights with rear room light (without switches)	■	■	■	–	–
Front driver & passenger reading lights and rear reading lights (with switches)	–	–	–	■	■
Key controlled window convenience opening and closing feature (all windows)	■	■	■	■	■
Windscreen wipers with rain sensor and one-touch wipe function	■	■	■	■	■
Power windows with one-touch control and automatic safety reverse function - front and rear	■	■	■	■	■
Dual stage locking/unlocking system – drivers side only & centrally	■	■	■	■	■
Remote keyless entry system	■	■	■	■	■
Auto dimming rear view mirror	■	■	■	■	■
Illuminated vanity mirrors	■	■	■	■	■
Infiniti Drive Mode Selector with ECO, Sport and Manual modes	■	■	■	■	■
Active Noise Control (ANC) only with Bose premium audio system	–	–	□	–	■
Active Sound Control (ASC) only with Bose premium audio system	–	□	□	■	■

- Standard (no additional cost)
- Optional (at a cost)
- Not available

FEATURES

	GT 1.6t	Sport 2.0t	Sport 2.2d	Sport Premium 2.0t	Sport Premium 2.2d
INFOTAINMENT AND COMMUNICATION					
Bluetooth® hands free phone system with audio streaming and voice recognition functionality ¹¹	■	■	■	■	■
Infiniti InTouch infotainment system with 7-inch touch screen (LCD VGA)	■	■	■	■	■
Infiniti InTouch apps	■	■	■	■	■
Infiniti Controller	■	■	■	■	■
InTouch Navigation system ³ with SUNA live traffic updates	■	■	■	■	■
CD MP3/WMA compatibility	■	■	■	■	■
Radio Data System (RDS)	■	■	■	■	■
Speed-sensitive volume (SSV) control	■	■	■	■	■
USB connectivity x 2 ⁹	■	■	■	■	■
Infiniti voice recognition system – phone and audio	■	■	■	■	■
6 speaker audio system	■	■	■	-	-
10 speaker Bose® premium audio system ¹⁰ with subwoofer	-	□	□	■	■
SAFETY AND SECURITY FEATURES					
Anti-theft alarm system with interior motion sensor and tow-away protection	■	■	■	■	■
Electronic vehicle immobiliser	■	■	■	■	■
3-point seat belts with load limiters and adjustable upper anchors	■	■	■	■	■
Front and rear passenger seat belt indicator	■	■	■	■	■
Driver and front-passenger front airbags ⁴	■	■	■	■	■
Driver’s knee airbag ⁴	■	■	■	■	■
Driver and front-passenger seat-mounted side-impact supplemental airbags for chest and pelvis protection ⁴	■	■	■	■	■
Roof-mounted curtain side-impact supplemental airbags for outboard occupant head protection ⁴	■	■	■	■	■
Automatic hazard warning signal	■	■	■	■	■
Energy-absorbing steering column	■	■	■	■	■
Brake wear indicator	■	■	■	■	■
Central locking with interior switch and crash sensor	■	■	■	■	■
Child safety system <ul style="list-style-type: none">– ISOFIX Child Restraint System– Child restraint seat tether anchors– Child safety rear door locks	■	■	■	■	■
Pop-up engine bonnet	■	■	■	■	■
Cruise control with speed limiter	■	■	■	■	■
Intelligent Cruise Control ¹ (ICC) (Full-Speed Range) with speed limiter	-	-	-	■	■
Intelligent Brake Assist (IBA) ² with distance control (metres)	-	-	-	■	■
Electronic Stability Program ⁵ (ESP)	■	■	■	■	■
Electronic Brake force Distribution (EBD)	■	■	■	■	■
Vehicle Dynamic Control (VDC)	■	■	■	■	■
Traction Control System (TCS)	■	■	■	■	■
Lane Departure Warning ⁶ (LDW)	-	■	■	■	■
Blind Spot Warning ⁷ (BSW)	-	-	-	■	■
Forward Collision Warning ⁸ (FCW) with Forward Emergency Braking (FEB)	■	■	■	■	■
Tyre Pressure Monitoring System (TPMS)	■	■	■	■	■
Rear parking sensors	■	■	■	-	-
Front and rear parking sensors	-	-	-	■	■
Around View Monitor (AVM) with Moving Object Detection (MOD)	-	-	-	■	■
Intelligent Park Assist (IPA)	-	-	-	■	■
Traffic Sign Recognition (TSR)	-	■	■	■	■

1

Intelligent Cruise Control (Full Speed Range) is not a collision avoidance or warning device. Designed to use limited braking. Failure to apply the brakes could result in an accident.

2

Intelligent Brake Assist is only an aid to assist the driver and is not collision warning or avoidance device. It is the driver's responsibility to stay alert, drive safely and be in control of the vehicle at all times.

3

Never program while driving. GPS mapping may not be detailed in all areas or reflect current road regulations. Infiniti Navigation System may be inoperable in some areas.

4

Airbags are only a supplementary restraint system; always wear your seat belt. Even with the front passenger airbag switched off, it is recommended to not use rear-facing child restraints in the front passenger's seat. In addition, all children 12 and under should ride in the rear seat properly secured in child restraints, booster seats, or seat belts according to their size. Airbags will only inflate in certain accidents. See your owner's manual for more detail.

5

ESP, which should remain on when driving except when freeing the vehicle from mud or snow, cannot prevent accidents due to abrupt steering, carelessness or dangerous driving techniques. Always drive safely.

6

The Lane Departure Warning system operates between approximately 60-200km/h and only when lane markings are clearly visible on the road. These system will not prevent loss of control. See your owner's manual for more details.

7

The Blind Spot Monitor system is not a substitute for proper lane change procedures, the system will not prevent contact with other vehicles or accidents due to careless or dangerous driving techniques or detect every vehicle or object around you.

8

FCW cannot prevent accidents due to carelessness or dangerous driving techniques. Always drive safely.

9

Driving is serious business and requires your full attention. Do not operate any devices connected to the USB port while driving.

10

Bose is a registered trademark of the Bose Corporation

11

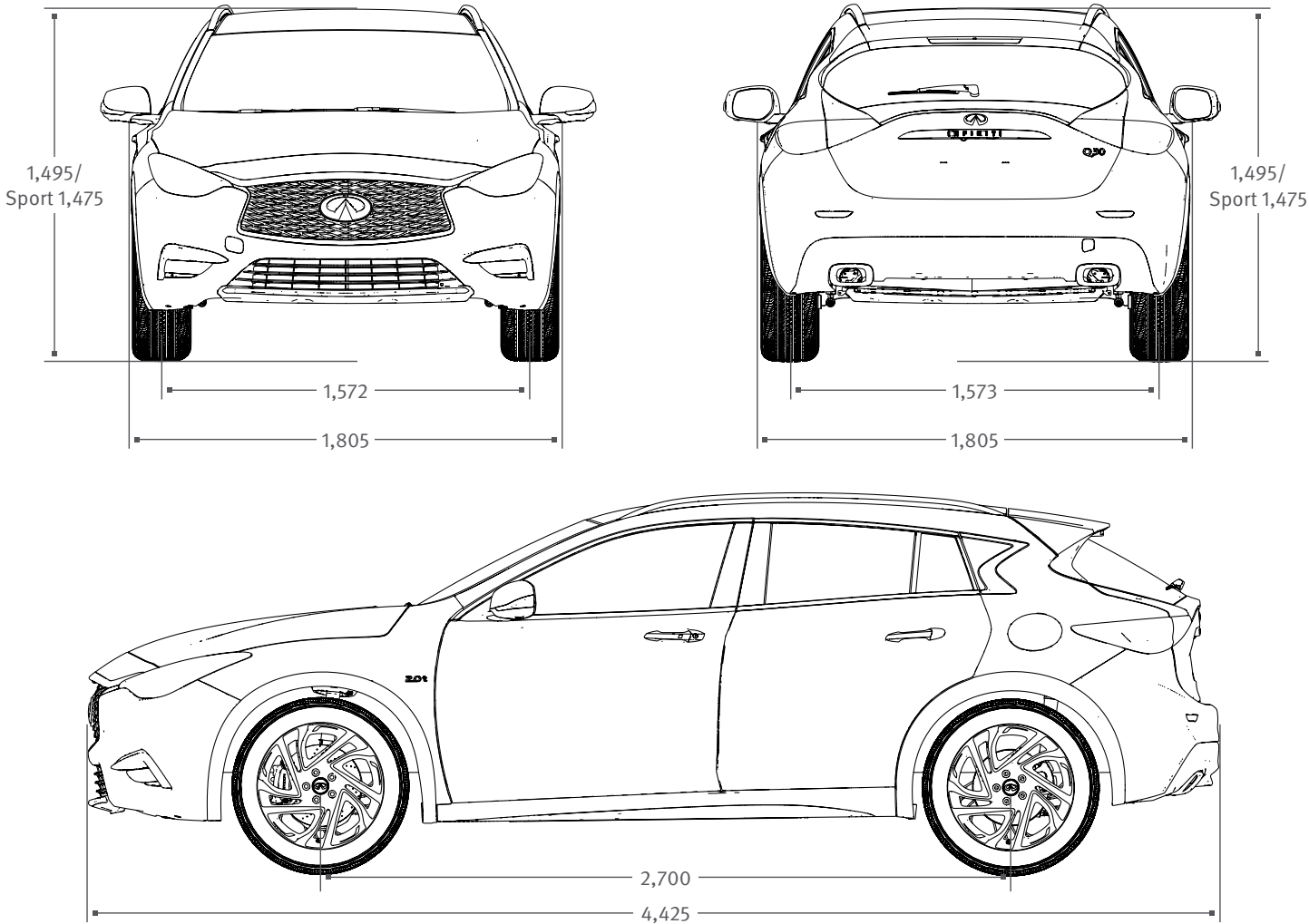
The Bluetooth™ word mark is owned by The Bluetooth SIG, Inc. Functionality and compatibility will vary depending on the device.

■ Standard (no additional cost)
□ Optional (at a cost)
– Not available

COLOURS & TRIM MATRIX

			GT	Sport	Sport Premium
Upholstery			Premium Cloth	Alcantara, Leatherette	Nappa Leather, Leatherette
Exterior Colours	Code	Type			
Black Obsidian	KH3	Metallic	■	■	■
Moonlight White	QAB		□	□	□
Blade silver	KY0		□	□	□
Graphite Shadow	KAD		□	□	□
Magnetic Red	NAJ		□	□	□
Ink Blue	RBN		–	□	□
Liquid copper	NAX		–	–	□
Malbec Black	GAC		–	–	□
Roof trim					
Graphite Dinamica			–	■	■
Light Grey Tricot			■	–	–
Interior trim					
Black Lacquer			■	■	■

■ Standard (no additional cost)
□ Optional (at a cost)
– Not available



All dimensions are indicated in mm.

TECHNICAL SPECIFICATIONS Q30

	GT 1.6t	Sport 2.0t	Sport 2.2d	Sport Premium 2.0t	Sport Premiumm 2.2d
ENGINE					
Fuel type	Petrol	Petrol	Diesel	Petrol	Diesel
Cylinders	4	4	4	4	4
Displacement	1,595cc	1,991cc	2,143cc	1,991cc	2,143cc
Valvetrain	DOHC	DOHC	DOHC	DOHC	DOHC
Intake System	Direct Injection	Direct Injection	Common Rail Direct Injection (CDI)	Direct Injection	Common Rail Direct Injection (CDI)
Power	115kW at 5,300 rpm	155kW at 5,500 rpm	125kW at 3,400-4,00 rpm	155kW at 5,500 rpm	125kW at 3,400-4,00 rpm
Torque	250Nm at 1,250-4,000 rpm	350Nm at 1,200-4,00 rpm	350Nm at 1,400-3,400 rpm	350Nm at 1,200-4,00 rpm	350Nm at 1,400-3,400 rpm
Transmission	7-speed Dual Clutch Transmission (DCT)	7-speed Dual Clutch Transmission (DCT)	7-speed Dual Clutch Transmission (DCT)	7-speed Dual Clutch Transmission (DCT)	7-speed Dual Clutch Transmission (DCT)
Driven Wheels	Front-Wheel Drive (FWD)	Front-Wheel Drive (FWD)	Front-Wheel Drive (FWD)	Front-Wheel Drive (FWD)	Front-Wheel Drive (FWD)
PERFORMANCE					
Top speed	215 km/h	230 km/h	220 km/h	230 km/h	220 km/h
0-100 km/h	8.9 s	7.3 s	8.3 s	7.3 s	8.3 s
Estimated Fuel Consumption					
*Urban	7.7	8.5	6.2	8.5	6.2
*Extra-Urban	5.1	5.3	4.6	5.3	4.6
*Combined	6.0	6.3	5.2	6.3	5.2
*CO2 emissions	139 gm/km	147 gm/km	120 gm/km	147 gm/km	120 gm/km
HANDLING					
Steering					
Type	Dual pinion electronically assisted	Dual pinion electronically assisted	Dual pinion electronically assisted	Dual pinion electronically assisted	Dual pinion electronically assisted
Turning diameter	11.4 m	11.4 m	11.4 m	11.4 m	11.4 m
Suspension					
Front	MacPherson strut with lower ball joint	MacPherson strut with lower ball joint	MacPherson strut with lower ball joint	MacPherson strut with lower ball joint	MacPherson strut with lower ball joint
Rear	Multi-link	Multi-link	Multi-link	Multi-link	Multi-link
Brakes					
Front	Brembo, single piston floating calliper, ventilated disc, 295 mm	Brembo, single piston floating calliper, ventilated disc, 320 mm	Brembo, single piston floating calliper, ventilated disc, 320 mm	Brembo, single piston floating calliper, ventilated disc, 320 mm	Brembo, single piston floating calliper, ventilated disc, 320 mm
Rear	Brembo, single piston floating calliper, solid disc, 295 mm	Brembo, single piston floating calliper, solid disc, 295 mm	Brembo, single piston floating calliper, solid disc, 295 mm	Brembo, single piston floating calliper, solid disc, 295 mm	Brembo, single piston floating calliper, solid disc, 295 mm
CAPACITIES					
Luggage volume	430 l	430 l	430 l	430 l	430 l
Fuel capacity	50 l	56 l	50 l	56 l	50 l

* Figures tested in accordance with ADR81/02 (combined test). Figures stated for the purposes of comparison amongst vehicles only. Actual fuel consumption [and CO² emissions] depends on factors such as traffic conditions, vehicle condition, how you drive and any accessories fitted.

THE FORMULA FOR PARTNERSHIP



The excitement builds. The pressure mounts. Emotions surge. This is how partnership feels when technology, ingenuity and passion fulfil their promise. This is Infiniti's Formula One know-how.

We may be the ones racing, but you are the winner. Infiniti provides engineering resources and knowledge to the Renault Energy F1 power unit's Energy Recovery System. By combining our expertise in performance hybrid technologies with the knowledge and skills of the Renault Sport Formula One racing team, we can translate racing technology and driver exhilaration from the track to the road, delivering you emotionally charged vehicles with forward thinking.



Visit us online to create your ideal Infiniti, get pricing and more.

www.infiniticars.com.au

Q30

Authorised Dealer



CARPENTERS MOTORS

☎ +679 331 3644, +679 672 2772, +679 666 1655, +679 881 1522

🏠 www.carpmotors.com.fj

f carpentersmotors